

RECEPTION PARENT READING AND PHONICS INFORMATION SESSION

WEDNESDAY 1ST NOVEMBER 2023



WHAT IS READ, WRITE, INC?

At St George's we follow the Read, Write, Inc programme which was developed by Ruth Miskin. Read Write Inc Phonics teaches children to read accurately and fluently with good comprehension. They learn to form each letter, spell correctly, and compose their ideas step-by-step.

Our Reception, Year 1 and Year 2 children all take part in 15 minute sessions from 10.10-10.25am. All children are assessed every 6 weeks to ensure they are working within the correct group to match their phonic knowledge. Children continue to push through the different sound level groups until they reach the end of the Read, Write, Inc programme.

WHAT IS



Ruth Miskin developed the programme.

Read Write Inc. Phonics teaches children to read accurately and fluently with good comprehension. They learn to form each letter and they also learn how to spell correctly.



PARENT INFORMATION VIDEO

<https://www.youtube.com/watch?v=sjIPILhk7bQ>







SET 1 SOUNDS

Set 1 Sounds

Children begin by learning their Set 1 sounds which are displayed on a simple sound chart. Children learn to say the sound, read the sound and write the sound. The Set 1 sounds are drawn in the shape of a picture for example:

- 's' is in the shape of a snake
- 'd' is in the shape of a dinosaur
- 'a' is in the shape of an apple




PRONOUNCING THE SET 1 SOUNDS

<https://www.youtube.com/watch?v=yIn6PpV1G1I>

Read Write Inc.
Phonics

How to say the sounds



FRED TALK

Fred Talk

Once they have learnt the first 5 Set 1 sounds m, a, s, d, t children can begin to read and write words containing these sounds. Your child is introduced to a toy frog called Fred. Fred can only say the sounds in a word and needs your child to help him read the word. So, when you hear your child say 'Fred Talk', you'll know this means sounding out the word for example Fred Talk 'm-a-t' and then read the word 'mat'.



FRED TALK GAMES

Speaking like Fred helps children to understand that words are made up of sounds. Use Fred Talk throughout the day to help children practise blending sounds together.

Fred Talk follows a consistent routine:

1. Say the word in sounds as Fred e.g. c-a-t. Ask children to repeat. Pause to allow children to 'jump-in' with the whole word.
2. Say the word in sounds followed by the whole word e.g. c-a-t, cat. Ask children to repeat.

Use Fred Talk for single syllabic words at the end of sentences throughout the day e.g. it is time for l-u-n-ch...lunch, come and sit on the f-l-oor...floor.

There are three games you can play using Fred.

Fred Talk words at the end of the sentence and keep the words short and simple.

Words below are spelt in a way to help you say them in Fred Talk.

Fred Fridge

Mime opening the fridge door to see what Fred is going to drink and eat

m-i-l-k, f-i-sh, ch-ee-se, h-a-m,

Use other rooms in the house: bedroom b-e-d, l-ight-t, l-a-m-p, d-oor,

FRED FINGERS

The early stage of writing words is what we refer to as 'Fred Fingers'.

Before we spell a word we ask the children to segment the word into sounds. We pinch our fingers so we can see how many sounds we have to write.



OXFORD READING TREE BOOKS

When your child starts school and is learning to hear oral blends they will take home an Oxford Reading Tree picture book on a Monday to enjoying talking about at home with an adult. This picture book is changed once a week. Please encourage your child to talk about the events that happen on each page. The children can retell the story in their own words.



READ, WRITE INC READING BOOKS

Once your child is able to hear blends and recognise set 1 sounds they will take home a sound blending book.



Once your child can blend a range of sounds confidently they are assessed and can then progress onto Red Ditty Books.

We encourage three reads of the same book to build confidence and fluency.



READING STICKERS



We will issue one sticker on your child's bookmark for every three reads, over three days (three parent / teacher comments).

Once your child completes their first bookmark they will receive their bronze reading award certificate.

Staff will listen to all children read once a week.

RED WORDS

These are the words that we are not able to sound out.

When teaching these words we ask the children to see if they can spot the sound that is tricking us.

one	saw
her	to
go	the
all	was

FURTHER INFORMATION

<https://st-georges-church-of-england-primary-school.secure-primariesite.net/reading-and-phonics-progression/>

