

RECEPTION PARENT READING AND PHONICS INFORMATION SESSION

WEDNESDAY 2ND NOVEMBER 2022



WHAT IS READ, WRITE, INC?

At St George's we follow the Read, Write, Inc programme which was developed by Ruth Miskin. Read Write Inc Phonics teaches children to read accurately and fluently with good comprehension. They learn to form each letter, spell correctly, and compose their ideas step-by-step.

Our Reception, Year 1 and Year 2 children all take part in 30 minute sessions at the beginning of every school day from 9.00-9.30am. All children are assessed every 6 weeks to ensure they are working within the correct group to match their phonic knowledge. Children continue to push through the different levelled groups until they reach the end of the Read, Write, Inc programme.

WHAT IS



Ruth Miskin developed the programme.

Read Write Inc. Phonics teaches children to read accurately and fluently with good comprehension. They learn to form each letter and they also learn how to spell correctly.



PARENT INFORMATION VIDEO

<https://www.youtube.com/watch?v=sjIPILhk7bQ>







SET 1 SOUNDS

Set 1 Sounds

Children begin by learning their Set 1 sounds which are displayed on a simple sound chart. Children learn to say the sound, read the sound and write the sound. The Set 1 sounds are drawn in the shape of a picture for example:

- 's' is in the shape of a snake
- 'd' is in the shape of a dinosaur
- 'a' is in the shape of an apple




PRONOUNCING THE SET 1 SOUNDS

<https://www.youtube.com/watch?v=yIn6PpV1G1I>

Read Write Inc.
Phonics

How to say the sounds



FRED TALK

Fred Talk

Once they have learnt the first 5 Set 1 sounds m, a, s, d, t children can begin to read and write words containing these sounds. Your child is introduced to a toy frog called Fred. Fred can only say the sounds in a word and needs your child to help him read the word. So, when you hear your child say 'Fred Talk', you'll know this means sounding out the word for example Fred Talk 'm-a-t' and then read the word 'mat'.



FRED TALK GAMES

Speaking like Fred helps children to understand that words are made up of sounds. Use Fred Talk throughout the day to help children practise blending sounds together.

Fred Talk follows a consistent routine:

1. Say the word in sounds as Fred e.g. c-a-t. Ask children to repeat. Pause to allow children to 'jump-in' with the whole word.
2. Say the word in sounds followed by the whole word e.g. c-a-t, cat. Ask children to repeat.

Use Fred Talk for single syllabic words at the end of sentences throughout the day e.g. it is time for l-u-n-ch...lunch, come and sit on the f-l-oor...floor.

There are three games you can play using Fred.

Fred Talk words at the end of the sentence and keep the words short and simple.

Words below are spelt in a way to help you say them in Fred Talk.

Fred Fridge

Mime opening the fridge door to see what Fred is going to drink and eat

m-i-l-k, f-i-sh, ch-ee-se, h-a-m,

Use other rooms in the house: bedroom b-e-d, l-ight-t, l-a-m-p, d-oor,

FRED FINGERS

The early stage of writing words is what we refer to as 'Fred Fingers'.

Before we spell a word we ask the children to segment the word into sounds. We pinch our fingers so we can see how many sounds we have to write.



READ, WRITE INC READING BOOKS

Once your child is able to hear blends and recognise set 1 sounds they will take home a sound blending book.



Once your child can blend a range of sounds confidently they are assessed and can then progress onto Red Ditty Books. If your child is in this group they will take home two books at this level on a Monday and Friday



OXFORD READING TREE BOOKS

When your child starts school and is learning to hear oral blends they will take home an Oxford Reading Tree picture book on a Monday to enjoying talking about at home with an adult.







Once children in Reception are able to blend they will also be able to chose from a Stage 1 Oxford Reading Tree books to share with an adult at home.



These books are an additional book to encourage independence, love of reading and do require support at home as it will be seen as a sharing book. Some words they may be able to sound out however many others they will need support with.

ST GEORGE'S READING BOOK GUIDE

Our guide to help you understand how your child's weekly reading books are delivered...

Reception	Year 1	Year 2
<p>If your child is learning to hear oral blends they will take home an Oxford Reading Tree picture book on a Monday to enjoying talking about at home with an adult.</p> <p>Once your child can hear blends they will take home a sound blending book on a Friday. This will encourage them to recognise the Set 1 sounds and blend words containing these sounds.</p>  <p>When your child can blend a range of sounds confidently they are assessed and can then progress onto Red books followed by Green books. If your child is in these groups they will take home two books matched to their level on a Monday and Friday.</p>  <p>Once all children in Reception are able to blend they will also be able to chose from a Stage 1,2 or 3 Oxford Reading Tree books to share with an adult at home. These books require adult support.</p>	<p>When your child is in Year 1 and 2 typically they should be learning their Set 2 and 3 sounds. Your child will take home two books at their level and colour band they are working within on a Monday and a Friday.</p> <p>The colour bands covering Set 2 and 3 Sounds are: Purple, Pink, Orange, Yellow, Blue and Grey. These books are matched perfectly to your child's phonic level and they should be able to read these books confidently to increase their fluency.</p>   <p>Your child will also be able to select their own Oxford Reading Tree book from stages 4, 5, 6 and 7. Your child may be able to decode some words in these books but many they will require support with from an adult.</p>	<p>Year 2 will follow the same structure as Year 1.</p> <p>They will also be taking home two books that are matched perfectly to their phonic level enabling your child to read independently to increase their fluency. The colour bands covering Set 2 and 3 Sounds are: Purple, Pink, Orange, Yellow, Blue and Grey.</p>   <p>Your child will also be able to select their own Oxford Reading Tree book from stages 8, 9, 10 and 11. Your child may be able to decode some words in these books but many they will require support with from an adult. These are well loved stories to share at home.</p>

In Reception we do sit with the children one to one to read their Oxford Reading Tree book every week and make a comment in their Reading Record.

When the children begin to read the Read, Write, Inc books they will be then be reading every day during their phonics sessions. This won't be recorded in Reading Records because the focus and the time will be spent listening to the children and the evidence of progress will be seen in their half termly assessments.

RED WORDS

These are the words that we are not able to sound out.

When teaching these words we ask the children to see if they can spot the sound that is tricking us.

one	saw
her	to
go	the
all	was

FURTHER INFORMATION

<https://st-georges-church-of-england-primary-school.secure-primariesite.net/reading-and-phonics-progression/>

